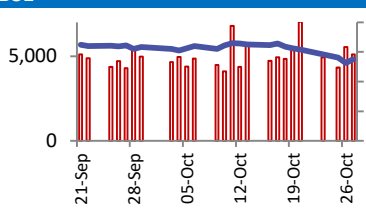
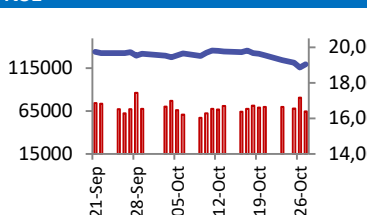


BSE		NSE																													
	<table border="1"> <tr><td>Open</td><td>63559</td></tr> <tr><td>High</td><td>63913</td></tr> <tr><td>Low</td><td>63393</td></tr> <tr><td>Close</td><td>63783</td></tr> <tr><td>Change</td><td>635</td></tr> <tr><td>Volume (Lacs)</td><td>5600</td></tr> <tr><td>Turnover (Rs.inCr)</td><td>5106</td></tr> </table>	Open	63559	High	63913	Low	63393	Close	63783	Change	635	Volume (Lacs)	5600	Turnover (Rs.inCr)	5106		<table border="1"> <tr><td>Open</td><td>18929</td></tr> <tr><td>High</td><td>19076</td></tr> <tr><td>Low</td><td>18927</td></tr> <tr><td>Close</td><td>19047</td></tr> <tr><td>Change</td><td>190</td></tr> <tr><td>Volume(Lacs)</td><td>32582</td></tr> <tr><td>Turnover(Rs.in Cr)</td><td>64507</td></tr> </table>	Open	18929	High	19076	Low	18927	Close	19047	Change	190	Volume(Lacs)	32582	Turnover(Rs.in Cr)	64507
Open	63559																														
High	63913																														
Low	63393																														
Close	63783																														
Change	635																														
Volume (Lacs)	5600																														
Turnover (Rs.inCr)	5106																														
Open	18929																														
High	19076																														
Low	18927																														
Close	19047																														
Change	190																														
Volume(Lacs)	32582																														
Turnover(Rs.in Cr)	64507																														

World Markets	Current	Previous	Pt. Chg	Var(%)
Dow	32418	32784	(367)	-1.1%
Dow Futures	32574	32504	70	0.2%
Nasdaq	12643	12596	47	0.4%
FTSE	7291	7355	(63)	-0.9%
Nikkei	30626	30992	(365)	-1.2%
Hang Seng	17305	17399	(94)	-0.5%
Gift Nifty	19089	19028	61	0.3%
Straits Singapore	3059	3062	(2)	-0.1%
South Korea	2311	2303	8	0.4%
Taiwan	16146	16135	12	0.1%
Shanghai	3004	3018	(13)	-0.4%

Commodity Prices	Current	Previous	Pt. Chg	Var(%)
Copper (\$/MT)	8099	7986	113.5	1.4%
Alumin (\$/MT)	2220	2198	22.5	1.0%
Zinc (\$/MT)	2472	2435	36.5	1.5%
Brent Crude (\$/bbl)	89.5	90.5	(1.0)	-1.1%
Gold (\$/Ounce)	2003	2006	(3.1)	-0.2%
Silver (\$/Ounce)	23.1	23.1	0.0	0.1%
Light Crude (\$/bbl)	84.7	85.5	(0.9)	-1.0%
N G (\$/mmbtu)	3.4	3.5	(0.1)	-3.1%
Sugar (\$/MT)	741.8	734.2	7.6	1.0%
Rubber (Rs./kg)	152.0	152.0	0.0	0.0%
Baltic Dry Index	1563	1662	(99.0)	-6.0%

Currency Exchange Rate	Current	Previous	Var(%)
Rs./ \$ rate	83.25	83.23	0.02%
Rs./ Euro	87.94	87.77	0.20%
Rs./ Chinese Yuan	11.38	11.38	-0.02%
Yen / \$ rate	149.63	149.66	-0.02%
\$ US/Euro	1.06	1.06	-0.02%

Dollar Index	Current	Previous	Var(%)
Dollar Index	106.58	106.56	0.02%

Support/ Resistance Levels for Today		
	Nifty	Bank Nifty Fut
Support 1	18940	42820
Support 2	18870	42740
Resistance	19100	43200

Securities in Ban For Trade	
NIL	

Market Review

US: The US stock market ended mostly lower on Friday amid a mixed set of corporate earnings, and economic data that likely support the "higher for longer" interest rate scenario.

Asia: Asian markets traded lower as investors await key economic data from around the region. Central banks of Japan and Malaysia will announce their monetary policy decisions this week, while inflation data from South Korea, and Taiwan & Hong Kong GDP data will also be announced this week.

India: India's benchmark stock indices advanced over 1% on Friday after declining for six consecutive days following geopolitical uncertainties stemming from the Israel-Hamas war and the resultant rise in crude prices, coupled with higher-for-longer U.S. rates. **Market is expected to open on a negative note and likely to remain cautious during the day.**

Global Economy: Australian retail sales rose at the fastest pace in eight months in September, suggesting some resilience in consumer spending which would add to the case for an interest rate hike as soon as next week. The nominal retail sales rose 0.9% in September from August, an upwardly revised gain of 0.3% for August. Sales of A\$35.9 billion were up 2.0% from a year earlier, picking up for the first time since August last year when the annual gains peaked at almost 20.

U.S. consumer spending surged in September as households boosted purchases of motor vehicles and traveled, keeping spending on a higher growth path heading into the fourth quarter. Consumer spending, accelerated 0.7% last month after an unrevised 0.4% rise in August

Commodities: Gold prices hovered atop the key \$2,000 level on Monday as an escalating Middle East conflict kept the safe-haven metal increasingly in demand among investors as they now gear up for the U.S. Fed Reserve policy's meeting this week. Oil prices slipped \$1 a barrel on Monday as investors adopted caution ahead of the Fed policy meeting and China's manufacturing data later this week, offsetting support from geopolitical tensions in the Middle East.

Currency: The dollar inched broadly higher in cautious trade on Monday and held near 150 yen as traders looked to a policy decision by the Bank of Japan later in the week, alongside other major central bank meetings and a slew of economic data releases globally.

FII Derivative Transactions (Rs. Cr)

Contracts	Purchase		Sell		Net Value	Open Interest (OI)		OI (Previous day)		Change	
	Contract	Value	Contract	Value		Contract	Value	Contract	Value	Contract	Value
Index Future	36750	2944	37480	3055	(111)	202636	16438	194336	15621	8300	817
Index Option	11153264	844178	11175620	846083	(1905)	3692083	297912	3017829	244562	674254	53350
Stock Future	194447	13488	191802	13115	373	2495988	170160	2234946	167901	261042	2259
Stock Option	234546	16154	231108	15973	181	98171	6720	26180	1936	71991	4784
Total	11619007	876764	11636010	878226	(1462)	6488878	491230	5473291	430020	1015587	61210

FII All Activity-BBG (Rs Cr)	Buy	Sell	Net
19-Oct-23	10243	11195	(952)
20-Oct-23	14940	13138	1802
23-Oct-23	8243	7833	410
25-Oct-23	9128	13153	(4025)
26-Oct-23	11830	18226	(6396)
Month to date-Oct	166884	184372	-17488
FII (Prov.) (Rs Cr)	Buy	Sell	Net
20-Oct-23	13646	13189	456
23-Oct-23	8230	7978	252
25-Oct-23	9076	13312	(4237)
26-Oct-23	10239	17942	(7703)
27-Oct-23	9360	10860	(1500)
Month to date- Oct	167105	195475	(28369)
DII (Prov.) (Rs. Cr)	Buy	Sell	Net
20-Oct-23	6871	6862	9
23-Oct-23	8023	6911	1112
25-Oct-23	9639	6069	3569
26-Oct-23	13601	7042	6558
27-Oct-23	7136	6822	314
Month to date-Oct	149703	123118	26585
FII Debt - BBG (Rs. Cr)	Buy	Sell	Net
19-Oct-23	850	866	(16)
20-Oct-23	830	167	663
23-Oct-23	141	271	(129)
25-Oct-23	241	266	(24)
26-Oct-23	363	559	(196)
Month to date-Oct	15671	10451	5220

Market Breadth	BSE		NSE	
	No.	%	No.	%
Advance	2801	74%	1918	78%
Decline	866	23%	475	19%
Unchanged	132	3%	74	3%

Market Turnover	27-Oct	26-Oct	Var (%)
BSE Cash	5106	5549	-8%
NSE Cash	64507	80705	-20%
NSE Futures	84205	289323	-71%
NSE Options	12535880	56111364	-78%
Total (Rs.Cr)	12689698	56486940	-78%

Volatility Index	27-Oct	26-Oct
Volatility Index	10.91	11.73

Index PE - TTM	27-Oct	Yr. High	Yr. Low
Sensex	22.5	26.0	21.8
Nifty	20.8	24.2	20.0

Corporate News

Tata Group inked a power delivery agreement with Mukand Ltd

The company's renewable energy arm inked a power delivery agreement with Mukand Ltd., a Bajaj Group company, for a 43.75 MW AC Group Captive Solar project. The installation will generate 99.82 MUs annually.(BQ)

IRB Infrastructure Developers bagged the project of 316-kilometre highway

The company has emerged as the preferred bidder for the project of tolling, operation, maintenance and transfer of a 316-kilometre highway stretch in the states of Uttar Pradesh and Madhya Pradesh. The IRB Infrastructure Trust is to pay an upfront concession fee of Rs 4,428 crore to NHAI for a revenue-linked concession period of 20 years.(BQ)

SJVN Green Energy, inked an MoU with Norway's Ocean Sun

The unit, SJVN Green Energy, inked an MoU with Norway's Ocean Sun for collaboration in the green and clean energy sector. The unit will develop and finance a pilot membrane-based floating solar project of about 2 MW in India, with Ocean Sun providing patented technological support for the same. (BQ)

Dr Reddy's Laboratories has been issued a Form 483

The formulations manufacturing facility in Bachupally Hyderabad has been issued a Form 483 with 10 observations by the U.S. Food and Drug Administration. (BQ)

Economy

Punjab farmers strike gold selling stubble bales

Several of Punjab's farmers are now making money out of stubble, a much maligned farming byproduct that is otherwise doomed to go up in smoke. Farmers in Punjab are often blamed for causing pollution with their practice of setting fire to paddy straw, but many of them have taken to selling it to biomass plants and boilers for lakhs. (ET)

International

Boeing assessing Lockbit hacking gang threat of sensitive data leak

Boeing Co is assessing a claim made by the Lockbit cybercrime gang that it had "a tremendous amount" of sensitive data stolen from the aerospace giant that it would dump online if Boeing didn't pay ransom by Nov. 2.The hacking group posted a countdown clock on its data leak website .(Inv)

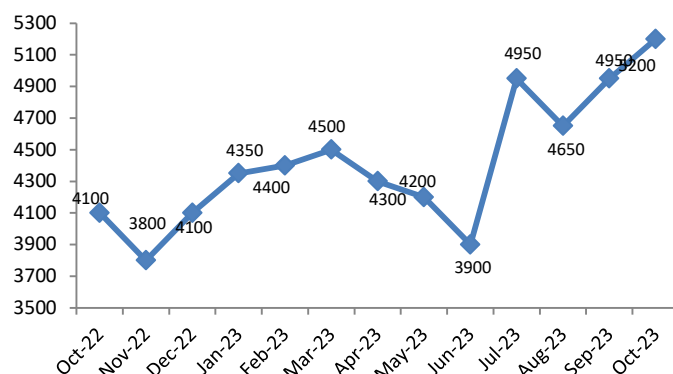
Top 5 Nifty Gainers	27-Oct	26-Oct	Var(%)
AXISBANK	1003	972	3.2%
HCLTECH	1269	1232	3.0%
COALINDIA	314	305	2.9%
ADANIENT	2262	2203	2.7%
SBIN	561	547	2.6%
Top 5 Nifty Losers	27-Oct	26-Oct	Var(%)
DRREDDY	5397	5422	-0.5%
UPL	559	561	-0.4%
SBILIFE	1303	1306	-0.2%
ASIANPAINT	2955	2960	-0.2%
ITC	434	434	-0.1%

BSE Index Watch	Last	1 day	1 wk	1 mth	1 yr
SENSEX	63783	1.0%	-2.8%	-3.1%	6.4%
MIDCAP	31113	1.7%	-3.4%	-3.8%	24.2%
SMLCAP	36888	1.9%	-4.2%	-1.8%	28.6%
AUTO	36718	1.3%	-2.6%	0.2%	21.4%
BANKEK	48346	1.4%	-1.8%	-3.6%	2.8%
Capital Goods	45767	1.4%	-4.0%	-4.1%	39.7%
FMCG	18561	0.9%	-2.3%	-0.6%	15.9%
Health Care	27280	1.1%	-3.4%	-4.3%	15.4%
IT	31068	1.4%	-3.0%	-3.1%	8.7%
METAL	22304	0.9%	-4.4%	-3.9%	17.5%
Oil & Gas	18056	1.2%	-4.5%	-5.1%	-6.2%
Power	4405	2.0%	-2.1%	-5.5%	-8.8%
Realty	4622	1.6%	-4.3%	0.4%	33.1%

NSE USD Futures	27-Oct	26-Oct	Var (%)
Oct Expiry (Rs./\$)	83.25	83.26	0.0%
Nov Expiry (Rs./\$)	83.26	83.27	0.0%
Total Turnover (Rs. Crore)	46331	50462	-8%

Sectors	TTM PE
Auto	30.79
Auto Ancillary	41.55
Banking	14.27
Engineering	40.96
Cement	73.84
Diamonds & Jewellery	36.21
Housing Finance	20.22
Infrastructure & Const	28.13
Metals-Aluminium	34.28
Metal - Steel	12.6
Oil Expl.	14.17
Pharma	7.67
Power – Gen. Supp.	39.43
Information Tech.	15.41
Sugar	10.92
Telecom Serv. Prov.	137.55
Tyres	33.4

NMDC Lump Ore (Rs/Tonne) (Source:Steel Mint)



10 year G-Sec Yield	Current	Previous	Change
US	4.87%	4.83%	3 bps
Japan	0.89%	0.88%	1 bps
India	7.36%	7.37%	(1) bps
UK	4.54%	4.60%	(5) bps
Libor 3 Mths	5.64%	5.65%	(1) bps

Indian Eco Data	Current	Previous	Var(%)
Forex Reserve (US\$ in bn)	525	528	-0.7%
Inflation – WPI	-0.26%	-0.52%	26 bps
Inflation – CPI	5.02%	6.83%	(181) bps

India GDP	Q4FY23	Q4FY22	Var(%)
Growth	8.00%	6.06%	194 bps

Monetary Policy	Current	Previous	Change
Repo Rate	6.50%	6.50%	0 bps
Reverse Repo Rate	3.35%	3.35%	0 bps
CRR	4.50%	4.50%	0 bps
O/S Banking System Liquidity (Rs bn)	-1014	-1209	195.3

IIP Growth %	Aug-23	Aug-22	YTD
IIP	10.3	-0.7	5.7
Mining	12.3	-3.9	8.3
Manufacturing	9.3	-0.5	5.2
Electricity	15.3	1.4	7.0

ADR Price Movement

Company	Price (US\$)	Volume	Previous Day Price	Volume	Variance (%)	No. of Share Per ADR	ADR Price (Rs.)	BSE Price	Variance (%)
Infosys Tech	16.44	5591710	16.32	6991281	0.74%	1	1368.55	1380.35	-0.9%
Wipro	4.51	1290485	4.48	2327800	0.67%	1	375.43	382.35	-1.8%
Dr.Reddy's	65.05	277774	64.60	440984	0.70%	1	5415.09	5397.30	0.3%
ICICI Bank	22.09	4530985	22.11	4543738	-0.09%	2	919.44	912.75	0.7%
HDFC Bank	56.33	2304396	56.82	3005408	-0.86%	3	1563.06	1469.15	6.4%

GDR's (US\$)

	Prices	Prev. Close	Change	Var %
L&T	34.50	34.40	0.1	0.3%
RIL	53.50	53.60	(0.1)	-0.2%
SBI	67.10	66.00	1.1	1.7%

US Economy Data	Current	Previous
Inflation (%) (YoY)	3.70%	3.70%
Unemployment (%)	3.80%	3.80%

Interest Rate (%)	Current	Previous
Fed Rate	5.50%	5.50%

US GDP	Q3CY23	Q2CY23
Growth (QoQ Annualized)	4.90%	2.10%

China Economy Data	Current	Previous
GDP	4.90%	6.30%
Inflation – CPI (%)	0.00%	0.10%

Economic Calendar	Date
Indian GDP Data	30 Nov
Indian Inflation Data CPI	13 Nov
Indian Inflation Data WPI	14 Nov
Indian Monetary Policy	8 Dec
India's Industrial Production (IIP)	10 Nov
US Inflation Data	14 Nov
US GDP	29 Nov
US Unemployment Data	3 Nov
US Fed Rate	01 Nov
China GDP	16 Jan
China Inflation Data	09 Nov

Event Update

Name	Date	Purpose
Happiest Minds Technologies Ltd.	30-10-2023	Rs.2.50 per share(125%)Interim Dividend
Ramkrishna Forgings Ltd.	30-10-2023	Rs.1.00 per share(50%)First Interim Dividend
Balkrishna Industries Ltd.	31-10-2023	Rs.4.00 per share(200%)Second Interim Dividend
Dr Agarwals Eye Hospital Ltd.	31-10-2023	Rs.2.50 per share(25%)Interim Dividend
Elecon Engineering Company Ltd.	31-10-2023	Rs.1.00 per share(50%)Interim Dividend
Sasken Technologies Ltd.	31-10-2023	Rs.12.00 per share(120%)Interim Dividend
Styrenix Performance Materials Ltd.	31-10-2023	Rs.22.00 per share(220%)Interim Dividend
Tips Industries Ltd.	31-10-2023	Rs.2.00 per share(200%)Second Interim Dividend
Cyient Ltd.	01-11-2023	Rs.12.00 per share(240%)Interim Dividend
Mittal Life Style Ltd.	01-11-2023	Split/Subdivision
Nestle India Ltd.	01-11-2023	Rs.140.00 per share(1400%)Second Interim Dividend
Bhansali Engineering Polymers Ltd.	02-11-2023	Rs.1.00 per share(100%)Second Interim Dividend
Cantabil Retail India Ltd.	02-11-2023	Stock Split from Rs.10/- to Rs.2/-
Coforge Ltd.	02-11-2023	Rs.19.00 per share(190%)Second Interim Dividend
Hindustan Unilever Ltd.	02-11-2023	Rs.18.00 per share(1800%)Interim Dividend
Jeena Sikho Lifecare Ltd.	02-11-2023	Bonus
Kajaria Ceramics Ltd.	02-11-2023	Rs.6.00 per share(600%)Interim Dividend
Laurus Labs Ltd.	02-11-2023	Rs.0.400 per share(20%)Interim Dividend
Share India Securities Ltd.	02-11-2023	Rs.3.00 per share(30%)Second Interim Dividend
Tech Mahindra Ltd.	02-11-2023	Rs.12.00 per share(240%)Interim Dividend
Asian Paints Ltd.	03-11-2023	Rs.5.15 per share(515%)Interim Dividend
Embassy Office Parks REIT	03-11-2023	Income Distribution RITES
Symphony Ltd.	03-11-2023	Rs.2.00 per share(100%)Second Interim Dividend

Bulk Deal As On 27/10/23

BSE					
Security Code	Security Name	Client Name	Deal	Quantity	Price
540718	AKM	AJAYSINH PRAVINSINH DEVDA	S	9000	44.47
540718	AKM	AJAYSINH PRAVINSINH DEVDA	B	18000	43.36
540718	AKM	BHARATBHAI PARSOTTAMBHAI SONI	B	39000	44.48
540718	AKM	EMPOWER TRADEX PRIVATE LIMITED	S	54000	44.9
540718	AKM	RAMESHKUMAR MOHANLALJI SONI	S	9000	44.48
540718	AKM	RAMESHKUMAR MOHANLALJI SONI	B	39000	44.25
540718	AKM	RONAK ASHOKKUMAR JAIN	S	33000	42.52
540718	AKM	TVISHA CORPORATE ADVISORS LLP	S	27000	44.2
531381	ARIHANT	MULTIPLIER SHARE & STOCK ADVISORS PRIVATE LIMITED	S	47432	63.31
543943	ASARFI	VINEY EQUITY MARKET LLP	B	104000	95
530457	CINERAD	PREMJI BHURALAL GALA HUF	S	45847	5.82
543435	CLARA	MAVEN INDIA FUND	S	20750	174
543594	DPL	DIPNA KEYUR SHAH	S	339000	14.44
543594	DPL	MULTIPLIER SHARE & STOCK ADVISORS PRIVATE LIMITED	S	57000	14.44
543594	DPL	MULTIPLIER SHARE & STOCK ADVISORS PRIVATE LIMITED	B	132000	14.44
543594	DPL	NIKHIL RAJESH SINGH	S	96000	14.71
543594	DPL	NIKHIL RAJESH SINGH	B	96000	14.46
540190	FRANKLININD	MANISHA NITINKUMAR SHAH	S	22664	36.5
540190	FRANKLININD	MULTIPLIER SHARE & STOCK ADVISORS PRIVATE LIMITED	B	66383	36.48
542935	ICLORGANIC	BHAVIN SHAILESH KAMANI	S	36000	54.11
542935	ICLORGANIC	BHAVIN SHAILESH KAMANI	B	6000	54
542935	ICLORGANIC	RAMESH GOVINDRAO FUKI	B	42000	54
540377	IFL	BANKE TRADELINK PRIVATE LIMITED	S	2169117	8.08
524614	INDXTRA	MULTIPLIER SHARE & STOCK ADVISORS PRIVATE LIMITED	S	261890	10.15
524614	INDXTRA	SETU SECURITIES PVT. LTD.	B	251188	10.16
541983	INNOVATIVE	MULTIPLIER SHARE & STOCK ADVISORS PRIVATE LIMITED	B	101000	27.39
538422	JACKSON	INDRAWATI ENTERPRISES PRIVATE LIMITED	S	3704500	0.63
512036	KAPILCO	SARTHAK MAHESHWARI	S	5767	113.8
540809	MRCAGRO	JNSP TRADING LLP	S	54847	14.25
501314	PRISM	BANAS FINANCE LIMITED	B	3230205	1.77
501314	PRISM	HANSABEN BHARATKUMAR PATEL	S	3459482	1.77
538921	RAFL	SHERWOOD SECURITIES PVT LTD	S	96250	261.14
541601	RAJNISH	AMI NIRAJ SHAH	S	5002500	10.43
541601	RAJNISH	NIRAJ RAJNIKANT SHAH	B	5002500	10.43
530271	RICHUNV	ALKA AGARWAL	S	40000	11.4
543366	SBLI	ASHISH PANCHAL	S	6000	53.32
543366	SBLI	HIREN ARVINDKUMAR SHAH	B	7200	43.8
543366	SBLI	KATYAYANI TRADELINK PRIVATE LIMITED	S	16800	43.76
543366	SBLI	LALJIBHAI TRIVEDI	B	4800	54.38
540072	SHIVAEXPO	ABHINAV UPADHYAY	S	200000	9.95
540072	SHIVAEXPO	RAMESH BHANDAPPA MUNNOLI	B	100000	10
531982	SPECFOOD	TIGER SALTS PRIVATE LIMITED	S	35561	72.07
544001	SUNITATOOL	RAJESH KUMAR SINGLA .	B	30000	143.5
544002	VIVAA	MULTIPLIER SHARE & STOCK ADVISORS PRIVATE LIMITED	S	22000	29.45
541735	VIVANTA	MULTIPLIER SHARE & STOCK ADVISORS PRIVATE LIMITED	S	1105231	4.18
541735	VIVANTA	MULTIPLIER SHARE & STOCK ADVISORS PRIVATE LIMITED	B	2300000	4.18
541735	VIVANTA	TARLA AMRISHBHAI PARIKH	S	1276274	4.18

NSE

Security Code	Security Name	Client Name	Deal	Quantity	Price
AARTECH	Aartech Solonics Limited	VEENA RAJESH SHAH	BUY	58000	144.34
DIL	Debock Industries Limited	CONSORTIUM CAPITAL PVT LTD	BUY	2000000	9.79
DIL	Debock Industries Limited	CORE4 MARCOM PRIVATE LIMITED	SELL	1120000	9.8
DIL	Debock Industries Limited	MANSUKH SECURITIES & FINANCE LTD	SELL	676363	9.8
EXCEL	Ex cel Realty N Infra Ltd	SAHASTRAA ADVISORS PRIVATE LIMITED	SELL	10600000	0.35
GODHA	Godha Cabcon Insulat Ltd	MULTIPLIER SHARE & STOCK ADVISORS PRIVATE LIMITED	BUY	5000000	0.75
ISHAN	Ishan International Ltd	ALKABEN PRADIPKUMAR SHAH	SELL	105600	52.35
ISHAN	Ishan International Ltd	JAVEDBEG BABUBEG MIRZA	BUY	174400	52.35
JSL	Jindal Stainless Limited	HYPNOS FUND LIMITED	SELL	1378000	455
JSL	Jindal Stainless Limited	JSL OVERSEAS LIMITED	BUY	1378000	455
KSHITIJPOL	Kshitij Poly line Limited	HEMRAJ BHIMSHI GALA	SELL	985518	6.76
NGIL	Nakoda Group of Ind. Ltd	RAHUL AGARWAL	SELL	316323	38.21
NGIL	Nakoda Group of Ind. Ltd	VIRAL NARENDRA SHAH	BUY	94500	37.95
CLOUDPP	Var Cld Ltd Rs.2.5 ppd up	BALA SIVA SUBRAHMANYAM CHITTURI	BUY	24000	80.5
CLOUDPP	Var Cld Ltd Rs.2.5 ppd up	KAILASHBEN ASHOKKUMAR PATEL	SELL	85200	80.5
CLOUDPP	Var Cld Ltd Rs.2.5 ppd up	MANSI SHARE AND STOCK ADVISORS PVT LTD	SELL	66000	80.5
CLOUDPP	Var Cld Ltd Rs.2.5 ppd up	MUMTAZ HAIDERALI KHOJA	BUY	31200	80.5
CLOUDPP	Var Cld Ltd Rs.2.5 ppd up	VINAY MOHAN KARVE	BUY	20400	80.5
WOMANCART	Womancart Limited	TOPGAIN FINANCE PRIVATE LIMITED	BUY	65600	119.85
WOMANCART	Womancart Limited	VJIT GLOBAL SECURITIES PRIVATE LIMITED	BUY	198400	121.41

Disclosure:

Research Reports that are published by Nirmal Bang Securities Private Limited (hereinafter referred to as "NBSPL") are for private circulation only. NBSPL is a registered Research Analyst under SEBI (Research Analyst) Regulations, 2014 having Registration no. INH000001766. NBSPL is also a registered Stock Broker with National Stock Exchange of India Limited, BSE Limited, Metropolitan Stock Exchange of India Limited, Multi Commodity Exchange of India Limited and , National Commodity and Derivative Exchange Limited in Capital Market , Equity and Commodities derivatives segments and Currency Derivatives Segment .

NBSPL has other business divisions with independent research teams separated by Chinese walls, and therefore may, at times, have different or contrary views on stocks and markets.

NBSPL or its associates have not been debarred / suspended by SEBI or any other regulatory authority for accessing / dealing in securities Market since last 20 years. NBSPL, its associates or analyst or his relatives do not hold any financial interest (Except Investment) in the subject company. NBSPL or its associates or Analyst do not have any conflict or material conflict of interest at the time of publication of the research report with the subject company. NBSPL or its associates or Analyst or his relatives may or may not hold beneficial ownership of 1% or more in the subject company at the end of the month immediately preceding the date of publication of this research report.

NBSPL or its associates / analyst has not received any compensation / managed or co-managed public offering of securities of the company covered by Analyst during the past twelve months. NBSPL or its associates have not received any compensation or other benefits from the company covered by Analyst or third party in connection with the research report. Analyst has not served as an officer, director or employee of Subject Company. NBSPL / analyst has not been engaged in market making activity of the subject company.

Analyst Certification: The research analysts and authors of these reports, hereby certify that the views expressed in this research report accurately reflects my/our personal views about the subject securities, issuers, products, sectors or industries. It is also certified that no part of the compensation of the analyst(s) was, is, or will be directly or indirectly related to the inclusion of specific recommendations or views in this research. The analyst(s) principally responsible for the preparation of this research report and has taken reasonable care to achieve and maintain independence and objectivity in making any recommendations.

Disclaimer:

The Research Report is for the personal information of the authorized recipient and does not construe to be any investment, legal or taxation advice. NBSPL is not soliciting any action based upon it. Nothing in the research report shall be construed as a solicitation to buy or sell any security or product, or to engage in or refrain from engaging in any such transaction. In preparing the research report, we did not take into account the investment objectives, financial situation and particular needs of the reader.

The research report has been prepared for the general use of the clients of NBSPL and must not be copied, either in whole or in part, or distributed or redistributed to any other person in any form. If you are not the intended recipient you must not use or disclose the information in the research report in any way. Though disseminated to all the customers simultaneously, not all customers may receive the research report at the same time. NBSPL will not treat recipients as customers by virtue of their receiving the research report. The research report is not directed or intended for distribution to or use by any person or entity resident in a state, country or any jurisdiction, where such distribution, publication, availability or use would be contrary to law, regulation or which would subject NBSPL & its group companies to registration or licensing requirements within such jurisdictions.

The report is based on the information obtained from sources believed to be reliable, but we do not make any representation or warranty that it is accurate, complete or up-to-date and it should not be relied upon as such. We accept no obligation to correct or update the information or opinions in it. NBSPL or any of its affiliates or employees shall not be in any way responsible for any loss or damage that may arise to any person from any inadvertent error in the information contained in the research report. NBSPL or any of its affiliates or employees do not provide, at any time, any express or implied warranty of any kind, regarding any matter pertaining to this report, including without limitation the implied warranties of merchantability, fitness for a particular purpose, and non-infringement. The recipients of the research report should rely on their own investigations.

This information is subject to change without any prior notice. NBSPL reserves its absolute discretion and right to make or refrain from making modifications and alterations to this statement from time to time. Nevertheless, NBSPL is committed to providing independent and transparent recommendations to its clients, and would be happy to provide information in response to specific client queries.

Before making an investment decision on the basis of research report, the reader needs to consider, with or without the assistance of an adviser, whether the advice is appropriate in light of their particular investment needs, objectives and financial circumstances. There are risks involved in securities trading. The price of securities can and does fluctuate, and an individual security may even become valueless. International investors are reminded of the additional risks inherent in international investments, such as currency fluctuations and international stock market or economic conditions, which may adversely affect the value of the investment. Opinions expressed are subject to change without any notice. Neither the company nor the director or the employees of NBSPL accept any liability whatsoever for any direct, indirect, consequential or other loss arising from any use of the research report and/or further communication in relation to the research report. Here it may be noted that neither NBSPL, nor its directors, employees, agents or representatives shall be liable for any damages whether direct or indirect, incidental, special or consequential including lost revenue or lost profit that may arise from or in connection with the use of the information contained in the research report.

Copyright of this document vests exclusively with NBSPL.

Our reports are also available on our website

Registration granted by SEBI and certification from NISM in no way guarantee performance of NBSPL or provide any assurance of returns to investors.

Nirmal Bang Research (Division of Nirmal Bang Securities Pvt. Ltd.)

B-2, 301/302, Marathon Innova,
Opp. Peninsula Corporate Park
Off. Ganpatrao Kadam Marg
Lower Parel(W), Mumbai-400013
Board No. : 91 22 6723 8000/8001
Fax. : 022 6723 8010